



**2023** PRODUCT  
**CATALOG**



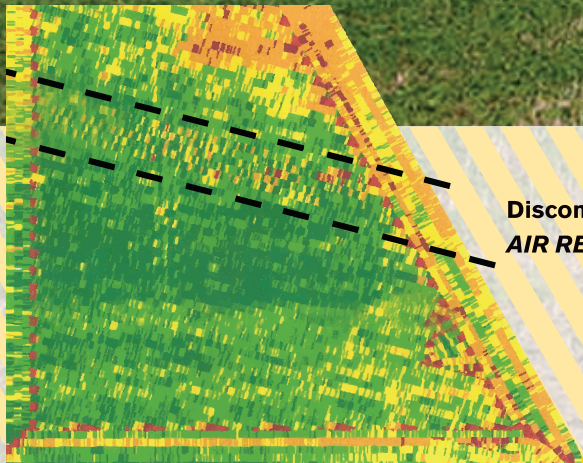
**CRARY®**  
Manufacturing Farm Profitability™



## NO BEAN LEFT BEHIND.™

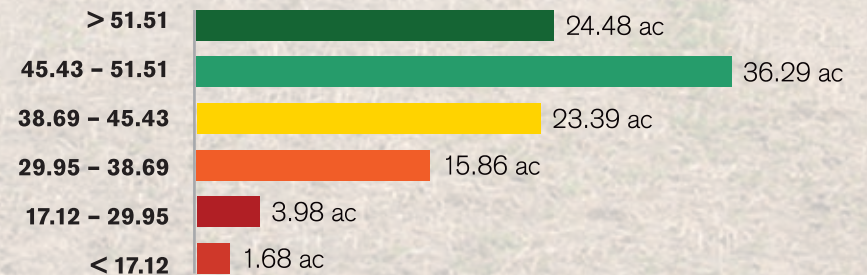
The power of air you can see. Yield monitors reveal visible crop loss from normal shatter at the cutting bar with a disconnected air system. This loss results in regrowth from volunteer seed that could have been money in your pocket. Ask yourself - can you afford to lose crop? Whether it is less-than-ideal conditions or your best field, each bean has earned a place in your hopper. Let the power of air get them there.

### WITHOUT CRARY® AIR SYSTEM



### WITH CRARY® AIR SYSTEM

#### UNITS = BU/AC



# HIGHER YIELDS INSIDE

AIR REEL®	04
WIND SYSTEM™	06
SERIES II GEARBOX™ & DUAL FLOW™	08
INFINITY ROTOR™ & BELT-DRIVEN	09
GOLD'NCUT™	10
BIG TOP™	11
REVOLUTION DITCHER™	12
TILE PRO® PLOW	14
STRINGER TRAILERS	16
TRENCH PRO™	17
BIG TOP REFERENCE GUIDE	18
TRADE SHOWS	19

## MADE IN USA FOR OUR FARMERS


Many of you have seen these farmers on YouTube. They have enjoyed the benefits of air and what it has done for their operation. From MN to IA, OH and all parts growing soybeans, adding air to your header will increase your yield and there will be **NO BEAN LEFT BEHIND™**




**MILLENNIAL FARMER**  
 / [Youtube.com/MNMillennialFarmer](https://www.youtube.com/MNMillennialFarmer)



**LARSON FARMS**  
 / [Youtube.com/LarsonFarms](https://www.youtube.com/LarsonFarms)



**COLE THE CORNSTAR**  
 / [Youtube.com/ColeTheCornstar](https://www.youtube.com/ColeTheCornstar)



**BRIAN'S FARMING VIDEOS**  
 / [Youtube.com/BriansFarmingVideos](https://www.youtube.com/BriansFarmingVideos)





The Crary® Air Reel® can replace most factory reels, adding the benefit of air to most new or existing headers. Some equipment manufacturers will allow you to order a new header less the reel on auger heads. This will allow you to put those savings toward a Crary Air Reel.

An Air Reel gives you several benefits, one of which is keeping your combine harvester fed evenly. The continuous curtain of high velocity air is directed at the cutter bar which quickly and evenly feeds your crop to the back of the header,

eliminating bunching. Conveniently manage this constant flow of air with wireless controls from the cab or the ground that come standard with both our Air Reel and Wind System™.

Whether your beans are short or chest-high, each bean has earned its place in the hopper. A Crary Air Reel reduces shatter loss at the cutting bar – even in fields that had an optimal growing season – boosting your yield an average of 1 – 4 bushels per acre and ensuring your ROI.






## FEATURES

- » Flex hose allows fore and aft adjustments on-the-go.
- » Crary® 8" custom fan generates high velocity air flow.
- » Hardened idler gears for years of trouble-free operation.
- » Air Flow Indicator that gives the combine harvester operator the ability to adjust air flow on-the-go.
- » Tine pitch adjustment allows for more or less aggressive finger placement in crop.
- » Steel drop tubes direct air flow. Each end has a double air tube to clean out the corners of the header.
- » Electric actuator controls the volume of air from within cab.
- » Spliced reel bats are easy to replace compared to full length bats.
- » Pitch actuator allows the operator to adjust the direction the air flow is pointed.
- » Direct drive Gearbox efficiently drives the fan rotor.
- » Convenient wireless control system to setup and/or control your air stream.



### DUAL FLOW™

Patented Dual Flow for even air distribution available for 35' to 50' models. (Standard on 50' models)



### BRUSH KIT

Optional Brush Kit that reduces crop buildup and crop loss off the back of the draper belt.



## OPTIONS & ACCESSORIES

- » **Optional Feeder House Chaff Reduction Kit** keeps the feeder house clear of debris.
  - » **Infinity Rotor™** outlasts an aluminum rotor by as much as 4.5 times according to in-the-field tests conducted.
  - » Fits most major brand headers
    - ✓ CASE
    - ✓ NEW HOLLAND
    - ✓ CLAAS
    - ✓ MACDON
    - ✓ GLEANER
    - ✓ JOHN DEERE
    - ✓ HONEYBEE
- \*Contact your Crary dealer for additional fittings.



### MANIFOLD

8" steel center manifold is powder-coated for durability and reduced sun glare.



### WARRANTY

Industry leading two year warranty.

**MADE IN USA**

## WIND SYSTEM™



If you want the benefit of having air on your header and don't want to replace your existing reel, the Crary® Wind System™ (CWS) is the answer. The CWS will fit on most auger and draper heads and is easy to install.

Whether your beans are short or chest-high, each bean has earned its place in the hopper. A CWS reduces shatter loss at the cutting bar – even in fields that had an

optimal growing season – boosting your yield an average of 1 to 4 bushels per acre and ensuring your ROI. Enjoy the power of air and keep your combine harvester fed evenly and eliminate bunching.

Conveniently manage this constant flow of air with wireless controls from the cab or the ground that come standard with both our Air Reel® and Wind System.





## FEATURES

- » Flex hose allows fore and aft adjustments on-the-go.
- » 12-Volt electric actuator allows for precise positioning of air curtain with in-cab controls.
- » Electric actuator controls the volume of air from within cab.
- » Our drop tubes are gusseted for added strength and durability.
- » Crary® 8" custom fan generates high velocity air flow.
- » Pitch actuator allows the operator to adjust the direction the air flow is pointed.
- » Air Flow Indicator that gives the combine harvester operator the ability to adjust air flow on-the-go.
- » Patented Dual Flow™ for even air distribution available for 35' to 50' models. (Standard on 50' models)


## OPTIONS & ACCESSORIES

- » **Transport Bracket** to support system when moving to different fields.
  - » Belt-driven systems available for select headers. For more details, see page 9.
  - » **Optional Brush Kit** that reduces crop buildup and crop loss on the back of a draper.
  - » Feeder House Chaff Reduction Kit keeps the feeder house clear of debris.
  - » Fits most major brand headers
    - ✓ CASE
    - ✓ NEW HOLLAND
    - ✓ CLAAS
    - ✓ MACDON
    - ✓ GLEANER
    - ✓ JOHN DEERE
    - ✓ HONEYBEE
- \*Contact your Crary dealer for additional fittings.



### GEARBOX

Direct drive gearbox efficiently drives the fan rotor.



### INFINITY ROTOR™

Infinity Rotor outlasts an aluminum rotor by as much as 4.5 times according to in-the-field tests conducted.



### WIRELESS CONTROLLER

Convenient wireless control system to setup and/or control your air stream.



### WARRANTY

Industry leading two year warranty.

**MADE IN USA**

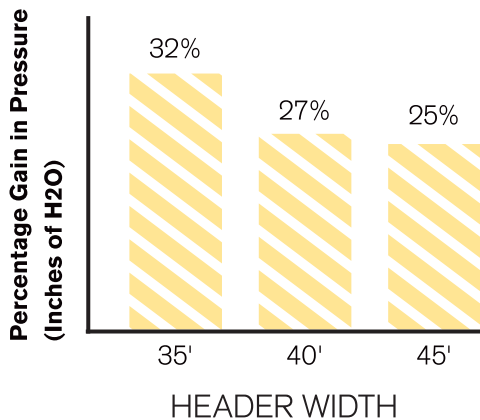
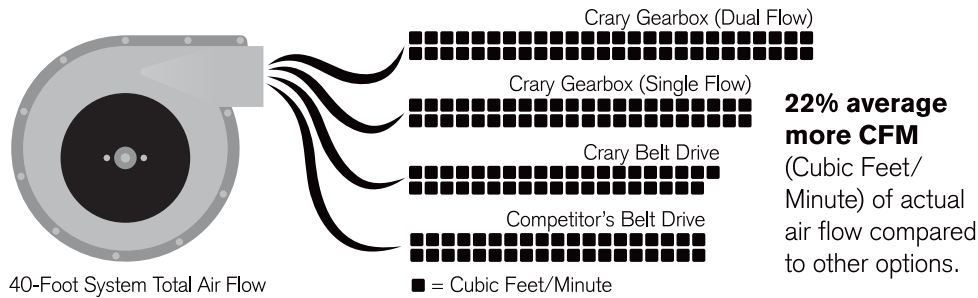


**45%** LESS  
MOVING PARTS VS.  
BELT-DRIVEN SYSTEM

## SERIES II GEARBOX™

- » A parallel shaft design reduces wear points and improves field serviceability making it easy to maintain.
- » 45% less moving parts that are sealed and out of the elements versus a belt-driven system.
- » Compact design packs a punch allowing us to provide enough air for 45-foot plus headers from a single fan when combined with a Dual Flow™ system.
- » A true transfer of power; Crary®'s gear-driven system gives you more air and a consistent air stream that doesn't slip like belts can under load.

## DUAL FLOW™



Add to your Air Reel® or Crary Wind System™. Dual Flow technology provides air flow in two directions creating an even curtain of air across the entire cutter bar. A Crary manufactured fan coupled with an optional Dual Flow system can produce wind speeds in excess of 200 mph at the cutter bar on head sizes up to 50 feet.

- » Reduces air restrictions.
- » Increased air flow and static pressure.
- » Even distribution across all drop tubes.
- » Only available in certain configurations.



## INFINITY ROTOR™



### \*INDUSTRY LEADING FOR THE LONGEST LIFESPAN

Crary's Infinity Rotor lasts up to 3 times longer than a steel rotor and up to 4.5 times longer than an aluminum rotor.

Engineered and optimized for extended wear life, the Infinity Rotor from Crary® has set the new standard. Regardless of your harvest conditions, the Infinity Rotor will last up to 4.5 times longer than your current rotor according to real-world tests conducted in the field.

### Now Standard On Both Crary Air Reel® and Wind System™

#### FEATURES

- » Fully welded, high-strength steel construction that allows higher operating speeds than aluminum rotors.
- » Dynamically balanced for high speed performance and minimized vibration.
- » TIG welded and strategically placed balance clips for increased durability/longevity.
- » Engineered and optimized for maximum wear life and air output.

#### ROTOR LIFESPAN



### NEW BELT-DRIVEN ROTOR

Are you looking for a relatively low maintenance and economical way to add the power of air to your header? The maker of the original air system, backed by decades of research and innovation, Crary now offers the widest range of drive options. Add the power of air with our new belt-driven system. Available for both Crary Air Reels and Wind Systems.

#### FEATURES

- » Simple design, compatible with a wider range of makes/models.
- » Smooth and quiet operation.
- » Reduce trash/debris plugging with a vertically mounted fan, standard on all models.
- » Harvest in confidence with peace of mind that your system is backed by Crary's industry-leading warranty.
- » Premium belt standard on all belt-driven systems.
- » Long-lasting steel Infinity Rotor™ standard on all models.



**INCREASE GROUND SPEEDS AND MINIMIZE CROP SHATTER WITH CRARY®'S CUTTING SYSTEMS!**

Each cutting system includes the Thunderbolt Sickle Bar™ with Crary's patented Gold Guards™, Spring Loaded Hold Downs™, and your choice of Bearcut™ or KingKut™ sections. The sections come in a variety of serrations that can be used on a number of crops.

**SPRING LOADED HOLD DOWNS™**

Standard feature on Crary's cutting systems. This innovative hold down adjusts with the turn of a bolt, allowing you to maintain uniform hold down pressure while operating a free-flowing sickle.

**Patented GOLD GUARDS™**

Gold Guards have an exclusive design with a full point next to a mini-point, that doubles cutting surfaces for twice the cutting action of every sickle stroke keeping shatter loss to the absolute minimum.



**STALK RAPTOR™**

The Crary Stalk Raptor is an innovative new design that offers an extra-coarse serration with additional piercing points to slice through today's heartier pulse crop stalks. The aggressive hybrid serration design requires less horsepower, reduces shatter loss and increases ground speeds.



**KINGKUT™ SECTION**

The KingKut section is a coarse, top serrated, section designed to allow plant material to enter the cutting area more quickly. Very effective in trashy cutting conditions such as no-till farming.



**GOLD SECTION - FINE**

For fine stem crops such as grass or hay. Top or bottom serrated.



**BEARCUT™ SECTION- COARSE**

For more coarse stem crops such as soybeans or small grains.





**P/N: 53868/53875**  
Gleaner



**P/N: 54274**  
CASE IH



**P/N: 54274**  
New Holland



**P/N: 54448**  
John Deere

## **BIG TOP™**

### **COMBINE HARVESTER HOPPER EXTENSIONS.**

As equipment gets bigger, faster and more efficient, the ability to move, store and simply handle your yield becomes especially important. Better farming practices, larger fields and bumper crops all lead to more frequent unloading of your combine. The difference between making a full round, or harvesting an extra few minutes may be accomplished with more capacity. Crary® designs and engineers each Big Top™ with 3D laser scanning accuracy to ensure optimum fit and innovation for future improvements.

**PERFECT SIZE:** The Crary Big Top fits most combines.\*\*

**DURABLE:** All steel components are powder-coated for a seamless look and to resist wear.

**GREAT CLEARANCE:** Crary Big Tops fold down, giving you the clearance you need for storage.

\*\*Find the Big Top style for your model – Page 18.



**POWER FOLD BIG TOP**





## REVOLUTION DITCHER™

### NEW FOR 2023 - CROSS AUGER DESIGN

The Revolution Ditcher™ by Crary® is setting the standard for moving dirt to create and/or maintain waterways, ditches and terraces. Efficient water management of your field increases yields and profits. The 5-foot flat bottom leaves a smooth finish allowing equipment to pass through with ease.

No one field is the same – the ability to throw dirt in both directions is a huge benefit. If you are looking to park your old scrapers, graders and bulldozers to avoid piles or huge lumps of dirt to work down... check out the Revolution Ditcher and cut the time in half to create or maintain the perfect ditch, terrace or waterway!



**CROSS AUGER** breaks up material for optimum performance, allowing up, down, fore, and aft adjustments.



**MADE IN USA**





## FEATURES

- » 6.5-foot diameter rotor designed for rock and high volume throughput.
- » Hydraulically adjustable dirt deflector.
- » Integrated PWM valve and control box.
- » Hydraulic tilt-control.
- » Cuts a 5' flat bottom ditch up to 10" deep in single pass.
- » Large flotation tires are standard to reduce soil compaction and higher ground clearance.
- » **Throws dirt up to 165'** in either direction or can be windrowed next to machine.
- » Straight driveline to a planetary gearbox that is clutch protected.
- » Adjust the Cross Auger to your soil type – up, down, fore, and aft.




## OPTIONS & ACCESSORIES

- » **Frost Teeth Kit** for breaking ground in late fall or early spring.
- » **Light Kit** that includes running lights, brake lights, turning signals as well as working area lights.
- » Extension Chutes for added control of where you're throwing dirt.



### Industrial spec and efficient planetary gearbox is heaviest in the market.

- A.** Shielded cooling fan provides increased continuous power rating and extended life.
- B.** 80mm (3.15") input shaft.
- C.** Easy access drain plug.
- D.** Vented fill cap for increased durability.
- E.** 100mm (3.94") output shaft.



### AUTO-LEVEL

Auto-level with separate elevation controls.



Ladder and steps for easy access to GPS globe and mast.



**NEW** Cross Auger design comes standard on all ditchers. Scan QR code to see the features and benefits.



Bolt-on replacement wear parts.

## TILE PRO® PLOW

The Tile PRO® Plow achieves active weight transfer through the use of a quick-attach mounting system that bolts on to the tractor frame. This maximizes traction by distributing plow draft force evenly across the tractor frame for optimum performance in all conditions.

### STABILITY

Dual-Link Control: Offers both pitch & elevation grade control, similar to a commercial tile plow.

### TRACTION

Traction Advantage: Crary® Tile PRO's unique frame-mounted design achieves superior and unmatched traction through active weight transfer, which is not possible with pull-type plows.

### MOBILITY

Steerable Plow: A complete steerable plow for dozers and 2-track tractors lets both tracks pull with 100% ground contact. Steer your tractor with the plow like a boat rudder.

## MADE IN USA





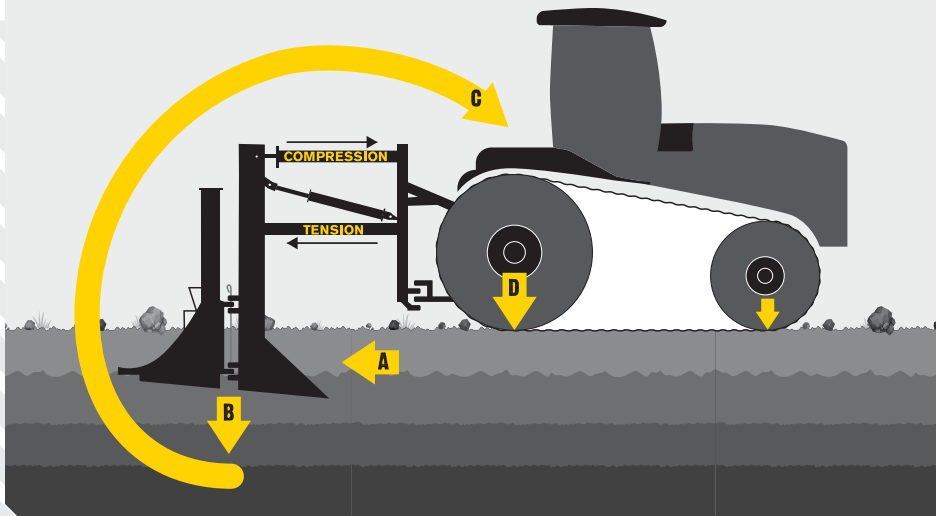
## FEATURES

- » Consistent tile placement in varying field soil conditions.
- » Better performance in rocks than pitch plows by integrating tractor mass.
- » Best traction available through plow mass and weight transfer applied to tractor.
- » Easier pulling by not dragging dead weight behind the tractor.
- » Most efficient tile installation due to ease of backing up and overall maneuverability.
- » Drive down less crop with a mounted plow when tiling in crop.

**COMPRESSION:** Upper A-Frame is under compression as a result from the draft force of the plow.

**TENSION:** Lower A-Frame is under tension as a result from the draft force of the plow.

- Draft force from pulling the plow through the soil pushes back against the plow.
- Soil pressure from the bottom of the plow helps stabilize and redirect draft force back to the tractor.
- Traction advantage resulting from proprietary frame mounted design.
- Draft force is evenly applied to tractor chassis resulting in maximum traction advantage.



## SPACING OF LATERAL LINES

**FEET APART – Ex: at 60¢ per feet and 30' between your lateral lines, you will pay for your investment in 41 acres.**

Acres Tiled to Pay Back Investment Made with <b>Crary® Tile PRO®</b>	<b>Contractor fee to install drain tile</b> (Installation cost per foot, not including tile)					
	<b>45¢</b>	<b>50¢</b>	<b>55¢</b>	<b>60¢</b>	<b>65¢</b>	<b>70¢</b>
<b>30 FEET</b> (1,452 ft/acre)	69 acres	62 acres	56 acres	52 acres	48 acres	44 acres
<b>40 FEET</b> (1,089 ft/acre)	92 acres	83 acres	75 acres	69 acres	64 acres	59 acres
<b>50 FEET</b> (871 ft/acre)	115 acres	103 acres	94 acres	86 acres	79 acres	74 acres
<b>60 FEET</b> (726 ft/acre)	138 acres	124 acres	113 acres	103 acres	95 acres	89 acres
<b>70 FEET</b> (622 ft/acre)	161 acres	145 acres	132 acres	121 acres	111 acres	103 acres
<b>80 FEET</b> (544 ft/acre)	184 acres	165 acres	150 acres	138 acres	127 acres	118 acres
<b>90 FEET</b> (484 ft/acre)	207 acres	186 acres	169 acres	155 acres	143 acres	133 acres
<b>100 FEET</b> (436 ft/acre)	229 acres	206 acres	188 acres	172 acres	159 acres	147 acres
<b>200 FEET</b> (218 ft/acre)	459 acres	413 acres	375 acres	344 acres	318 acres	295 acres

## STRINGER TRAILERS

Maximize your field efficiency while laying tile with a Crary® Stringer Trailer. With four hauling options and table diameters up to 11 feet, match your operation with the perfect trailer to transport tile rolls to your field. Using a Stringer Trailer eliminates unorganized and unspooled rolls. Take the work out of handling those bulky rolls and quickly and effortlessly move them with a Crary Stringer Trailer. Check with your local Crary dealer to learn more about Stringer Trailer options.



### DUAL-AXLE STRINGER TRAILER

- » Walking tandem axle – improves ride in rough field conditions.
- » Heavy duty construction with bolt-in replaceable table spindle.
- » Electric brake control & lift switch with 30-foot of rubberized cord.
- » 11-foot diameter table with folding wings (narrow width at 8.5 feet).
- » Electric brake spool reel – allows control of table speed.
- » Optional heavy duty electric/hydraulic pump with tilt cylinder.
- » Simple manual lock for table loading and when towing trailer.
- » Tail light kit for on-road travel.
- » 11L-15 8 ply flotation tires.
- » Pin hitch.



### SINGLE-AXLE STRINGER TRAILER

- » Wide, heavy duty, high speed tires: 225-75R15
- » Running lights standard.
- » Simple, effective friction pivot table brake.
- » Heavy duty 8-bolt hub with 9.5-foot main table.
- » Includes 4 adjustable tile guides that help unrolling maxi rolls.
- » Full 10.34" diameter heavy steel mast, with over 8 feet of usable height.
- » Pin hitch.



### TRUCK MOUNTED STRINGER KIT

- » Designed for 3/4 and 1-ton chassis.
- » Electric/hydraulic pump with optional enclosure.
- » Electric brake for spool reel – allows control of table speed for proper tile stringing.
- » 11-foot diameter table with folding wings for tile loading and allows narrow width at 8.5 feet.
- » Installation fabrication required to mount onto truck chassis.



### 3 POINT MODEL

- » Category 2 or 3 hitch.
- » Electric brake for spool reel with corded remote - allows control of table speed for proper tile stringing.
- » Single circuit tractor hydraulics used for table pivot.
- » 11-foot diameter table with folding wings for tile loading and allows narrow width at 8.5 feet.



## TRENCH PRO™


The Crary® Trench Pro™'s simple and effective design makes easy work of leveling and filling the tile trench left by a tile plow – and it's adjustable.

- » Brings dirt back over tile trench to promote proper filling/settling.
- » 28-inch notched coulters – works well in variable soil types and conditions.
- » Included bearing caps – helps prevent rocks and dirt from damaging bearings.
- » Optional rolling basket (4-Disc model) helps breakup dirt lumps for improved settling/leveling.
- » Proper trench filling helps prevent damage of tillage equipment.
- » Works great for smoothing irrigation pivot track.



### ONE-PASS OPERATION

- » Minimize time in the field.
- » Notched coultor blades effectively close dirt back over tracks.
- » Can follow tile plow directly to restore field conditions quickly.



### OPTIONAL GAUGE WHEELS

- » Adjust the penetration depth to match your soil conditions.
- » Maintain consistent working depth.
- » Left and right wheels maximize flotation.



### HYDRAULICALLY ADJUSTABLE WIDTH

- » Quickly adjust to accommodate your trench width with convenient hydraulics from the operator seat.
- » 4-Disc model adjusts up to an 88" working width.
- » 6-Disc model adjusts up to a 125" working width.




### NEW 6-DISC MODEL


- » Achieve more soil breakage and settling with 6-discs.
- » More even distribution of dirt/materials.
- » Designed for larger tile trenches.

# BIG TOP™ REFERENCE GUIDE

Continued from page 11 | \*\* Fits most major combine harvester models  
 Disclaimer: Check with your Crary® dealer for the most current and accurate part/model number



	P / N		CAPACITY WITH		HEIGHT ABOVE CAB			
			Standard	Large	Standard		Large	
	Standard	Large	Total Bushels	Total Bushels	Extended Height	Folded Height	Extended Height	Folded Height
<b>JOHN DEERE</b>								
7720	23765	N/A	240	N/A	18"	8"	N/A	N/A
8820	23766	N/A	282	N/A	18"	8"	N/A	N/A
Walker 9400, 9410, 9450, CTS, 9500, 9510, 9550, 9560	24545	24543	272	337	16"	3"	24"	7"
Walker 9600, 9610, 9650, 9660	24546	24544	300	370	16"	3"	24"	7"
STS 9560, 9570, 9650, 9660, 9670, 9750, 9760, 9770(250 BU), 9860, 9870	25434	25436	310	400	15"	3"	25"	7"
STS 9660, 9670, 9760, 9770, 9860, 9870 with OEM extension & a high capacity unloading auger (Stamped Steel Corners)	Not required	29275	N/A	400	N/A	N/A	27"	0"
S-Series S550	54532	54699	310	410	15"	3"	28"	—
S-Series S660, S670, S760, S770 with OEM extension-manual fold only; Non-DEF/DEF Fluid Tank* (All 700 Series)	Not required	54448/50269*	N/A	Adds 95 to OEM	N/A	N/A	25"	0"
S-Series S680, S690, S780, S790 with OEM extension-manual fold only	Not required	50369	N/A	Adds 100 to OEM	N/A	N/A	36"	3"
S660, S670, S760, S770 Power Fold	Not required	50637	N/A	Adds 100 to OEM	N/A	N/A	N/A	0"
S680, S690, S780, S790 Power Fold	Not required	50717	N/A	Adds 100 to OEM	N/A	N/A	Below OEM	0"
X9-1000	Not required	55035	N/A	Adds 130 to OEM	N/A	N/A	Below OEM	0"
X9-1100	Not required	55035	N/A	Adds 90 to OEM	N/A	N/A	Below OEM	0"





	P / N		CAPACITY WITH		HEIGHT ABOVE CAB			
			Standard	Large	Standard		Large	
	Standard	Large	Total Bushels	Total Bushels	Extended Height	Folded Height	Extended Height	Folded Height
<b>CASE IH</b>								
1640, 1644, 2144, 2344	24355	29944	Adds 65 to OEM	Adds 160 to OEM	0"	N/A	14"	4"
1660, 1666, 2166, 2366	29944	24579	Adds 95 to OEM	Adds 160 to OEM	18"	4"	29"	—
1460, 1480, 1660, 1680, 1688, 2166, 2188	—	23943	Adds 95 to OEM	Adds 165 to OEM	N/A	N/A	30.5"	—
1480, 1680, 1688, 2188, 23771, 2388, 25772, 25883	29944	24579	Adds 95 to OEM	Adds 160 to OEM	19.5"	4"	30.5"	—
7010, 7120, 7230, 7240(315 BU), 7250(315 BU) with OEM extension - manual fold only	Not required	54288	N/A	Adds 105 to OEM	N/A	N/A	30"	3"
8010, 8120, 8230, 9120, 9230 with OEM extension - manual fold only	Not required	54274	N/A	Adds 85 to OEM	N/A	N/A	36.5"	3"
7240(410 BU), 8240, 9240, 7250(410 BU), 8250, 9250 with OEM extension - manual fold only	Not required	50432	N/A	Adds 110 to OEM	N/A	N/A	33"	3"
5088, 5130(250BU), 5140(250 BU), 5150(250 BU) with OEM extension, manual fold only	Not required	54289	N/A	Adds 85 to OEM	N/A	N/A	—	—
6088, 7088, 5130(300 BU), 6130, 7130, 5140(300 BU), 6140, 7140, 5150(300 BU), 6150, 7150 with OEM extension - manual fold only	Not required	53408	N/A	Adds 75 to OEM	N/A	N/A	—	—
8240, 9240, 8250, 9250 Autofold W/Sealing Cover	Not required	52330	N/A	Adds 70 to OEM	N/A	N/A	Below OEM	0"




	P / N		CAPACITY WITH		HEIGHT ABOVE CAB			
			Standard	Large	Standard		Large	
	Standard	Large	Total Bushels	Total Bushels	Extended Height	Folded Height	Extended Height	Folded Height
<b>CHALLENGER</b>								
660, 670	53868	53875	295	405	17.5"	—	28"	—
660B, 670B	53509	53522/53530	300	370/415	25.25"	5.25"	36.25"/42.25"	—
680B	53509	53522/53530	300	375/415	27.25"	7.25"	38.25"/44.25"	5.25"



 <b>GLEANER</b>	P / N		CAPACITY WITH		HEIGHT ABOVE CAB			
	Standard	Large	Standard	Large	Standard		Large	
			Total Bushels	Total Bushels	Extended Height	Folded Height	Extended Height	Folded Height
R52 (1993 and later only), R62, R72	24491	24610	315	355	18"	8"	28"	12"
A65, A75	53868	53875	295	405	17.5"	—	33.25"	—
A66, A76	53509	53522/53530	300	370/415	25.25"	5.25"	36.25'/42.25"	—
A85, A86	53509	53522/53530	305	375/415	27.25"	7.25"	38.25'/44.25"	5.25"

 <b>MASSEY FERGUSON</b>	P / N		CAPACITY WITH		HEIGHT ABOVE CAB			
	Standard	Large	Standard	Large	Standard		Large	
			Total Bushels	Total Bushels	Extended Height	Folded Height	Extended Height	Folded Height
8780, 8780XP	53609	53622	265	325	17.5"	4"	27"	7"
9690, 9790	53868	53875	295	405	17.5"	—	33.25"	—
9695, 9795	53509	53522/53530	300	370/415	25.25"	5.25"	36.25'/42.25"	—
9895	53509	53522/53530	305	375/415	27.25"	7.25"	38.25'/44.25"	5.25"

 <b>NEW HOLLAND</b>	P / N		CAPACITY WITH		HEIGHT ABOVE CAB			
	Standard	Large	Standard	Large	Standard		Large	
			Total Bushels	Total Bushels	Extended Height	Folded Height	Extended Height	Folded Height
TR85-TR89	24152	N/A	260	N/A	21"	8"	N/A	N/A
TR95-TR99	24152	N/A	330	N/A	21"	8"	N/A	N/A
TX66	23775	N/A	320	N/A	21"	8"	N/A	N/A
CR9040(255 BU), CR940(255 BU)	26300	54274	350	Adds 85 to OEM	18"	0"	30"	3"
CR6.80, CR6.90, CR6090, CR7.90(315), CR7090, CR8080, CR9040(315 BU), CR9060, CR9065, CR940(300/315 BU), CR960, CX8070 with OEM extension - manual fold only	Not required	54288	N/A	Adds 105 to OEM	N/A	N/A	30"	3"
CR7.90(350 BU), CR9070, CR9080, CR8090(350 BU), CR9090(350 BU), CR970, CR980, CX8.80, CX8.90, CX8080, CX8090 with OEM extension - manual fold only	Not required	54274	N/A	Adds 85 to OEM	N/A	N/A	30"	3"
CR8.90, CR9.90, CR10.90 CR8090(410 BU), CR9090(410 BU) with OEM extension - manual fold only	Not required	50483	N/A	Adds 110 to OEM	N/A	N/A	33"	3"

## 2023 TRADE SHOWS SCHEDULE

JANUARY 18TH » 20TH

**MAGIE FARM SHOW**  
GREAT FALLS, MONTANA

JANUARY 25TH » 27TH

**SIoux FALLS FARM SHOW**  
SIoux FALLS, SOUTH DAKOTA

JANUARY 25TH » 27TH

**KMOT AG EXPO**  
MINOT, NORTH DAKOTA

JANUARY 31ST » FEBRUARY 2ND

**IOWA POWER FARMING**  
DES MOINES, IOWA

FEBRUARY 2ND » 4TH

**US CUSTOM HARVESTERS**  
OMAHA, NEBRASKA

FEBRUARY 14TH

**NORTHERN CORN & SOY EXPO**  
FARGO, NORTH DAKOTA

FEBRUARY 15TH » 18TH

**NATIONAL FARM SHOW**  
LOUISVILLE, KENTUCKY

FEBRUARY 24TH » 26TH

**WESTERN FARM SHOW**  
KANSAS CITY, MISSOURI

MARCH 9TH » 11TH

**COMMODITY CLASSIC**  
ORLANDO, FLORIDA

MARCH 28TH » 30TH

**WPS FARM SHOW**  
OSHKOSH, WISCONSIN

JULY 18TH » 20TH

**AG IN MOTION**  
SASKATOON, SASKATCHEWAN

JULY 27TH

**HEFTY FIELD DAY - AG PHD**  
BAL TIC, SOUTH DAKOTA

AUGUST 1ST » 3RD

**FARM FEST**  
REDWOOD COUNTY, MINNESOTA

AUGUST 15TH » 17TH

**DAKOTA FEST**  
MITCHELL, SOUTH DAKOTA

AUGUST 29TH » 31ST

**FARM PROGRESS SHOW**  
DECATUR, ILLINOIS

SEPTEMBER 12TH » 14TH

**HUSKER HARVEST**  
GRAND ISLAND, NEBRASKA

SEPTEMBER 12TH » 14TH

**BIG IRON**  
WEST FARGO, NORTH DAKOTA

SEPTEMBER 19TH » 21ST

**FARM SCIENCE REVIEW**  
LONDON, OHIO

DECEMBER 5TH » 7TH

**NEBRASKA AG EXPO**  
LINCOLN, NEBRASKA

VISIT **CRARY.COM** FOR THE MOST  
UPDATED TRADE SHOW SCHEDULE

Specifications, descriptions and illustrated material in this literature are as accurate as known at the time of publication, but are subject to change without notice. Illustrations may include optional equipment and accessories and may not include all standard equipment.

© 2023 Crary Industries, a subsidiary of ECHO Incorporated.  
All Rights Reserved. Printed in the U.S.  
REV.01 – 01/23

**ADDRESS:**

237 12th St. NW, West Fargo, ND 58078

**PHONE:**

800.247.7335

**WEBSITE:**

[CRARY.com](http://CRARY.com)

**SOCIAL:**

